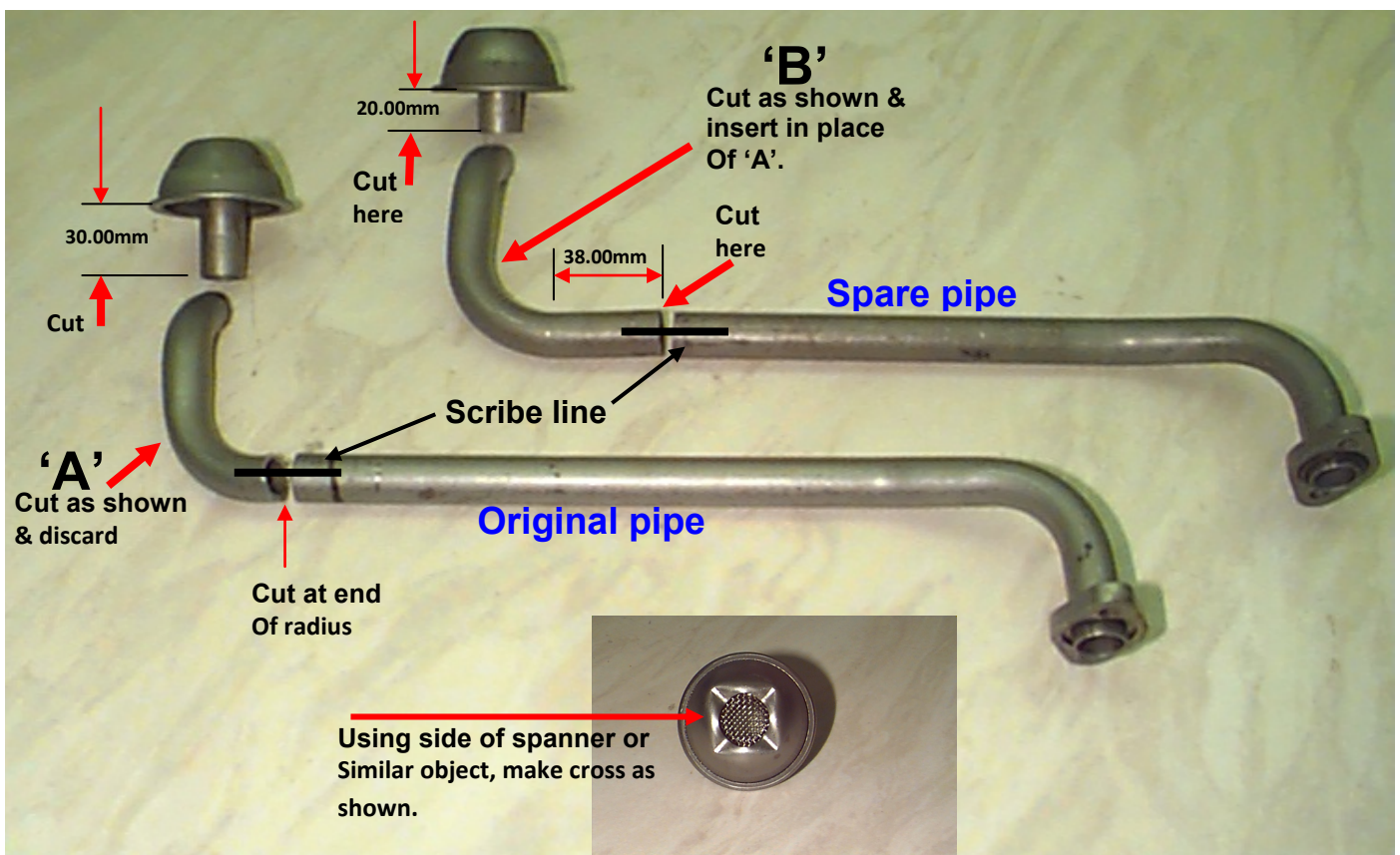


## Manta pick up pipe and baffle modification for 16V XE

The instructions below must be followed or engine failure will occur.



### Manta big wing sump pick up pipe modification.



**\*\*Note\*\*** - Ensure brazing does not have any holes as air will get sucked into the oil system & then engine failure will happen.

1. Scribe a line along both pipes, in the same place, where cut will be, this is to ensure correct alignment when brazing new section in.
2. On original pipe cut out section 'A' as shown & discard
3. On pipe filter housing from original pipe, using side of spanner handle or something similar, make cross shape indents as shown.
4. On donor pipe cut out section 'B' as shown.
5. Align scribe lines from section 'B' & original pipe & braze together.
6. Braze original filter housing with cross indents onto section 'B'.
7. Clean inside & outside of modified pipe thoroughly.
8. Use a new pick up pipe seal when re assembling.

Alternative (not recommended) method using 1 pick up pipe

1. Scribe a line along pipe where cut will be.
2. Cut pipe across scribe line & braze in a piece of tube 38mm long ensuring both scribe lines are aligned.
3. Cut pipe near filter & braze in a piece of tube 10mm long.
4. Clean inside & outside of modified pipe thoroughly.
5. Use a new pick up pipe seal when re assembling.

### Baffle modification for Manta 1.8L big wing sump



**Cut out shaded area**



SBD Motorsport Ltd  
Unit 15, Red Lion Business Park, Red Lion Road, Surbiton, Surrey. KT6 7QD  
Tel: 020 8391 0121  
Email: [sbdmotorsport@btclick.com](mailto:sbdmotorsport@btclick.com)  
Website: [www.sbdev.co.uk](http://www.sbdev.co.uk)