

INTERFACE COLOURS

Purple	(Pin 1)	Ignition (switched)
Orange	(Pin 2)	Fuel Pump (+12v Out to pump)
Green	(Pin 3)	Taco
Blue/White	(Pin 4)	Gear Shift Lamp (switch Neg 0.25amp max)

THROTTLE POT WIRING TP & MT KITS TO MBE 992 & 9A4

992, 9A4 & 9A8 ECU Pin out for Throttle sensor

Throttle Pot Pin	Signal	ECU Pin
Pin 1 – pin - on SBD-Sure seal	5v Reference	Pin 4 or 22 of ECU
Pin 2 – socket - on SBD-Sure seal	Electronic Ground	Pin 5, 23 or 24 of ECU
Pin 3 – socket - on SBD-Sure seal	Throttle Signal	Pin 20 of ECU

LAMBDA 4 PIN SURE SEAL WIRING

Lambda control is always disabled when we send our ECUs out, they would need to be configured to suit either a lambda 1 type sensor or a wide range lambda control system e.g. Bosch, ETAS, Motec Innovate, etc. Contact us for more details.

Lambda Connector		ECU Pin
Pin 1	+12V	
Pin 2	GROUND	
Pin 3	LAMBDA RETURN	Pin 5
Pin 4	LAMBDA SIGNAL	Pin 29


CHASSIS GROUND

The chassis ground should be connected to either the battery negative or a good chassis ground as show. PLEASE ENSURE VERY CLEAN SURFACES.

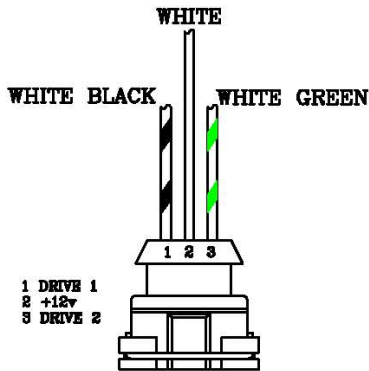
BATTERY POSITIVE

Battery +ve is recommended to be connected directly to the battery positive, if you cannot reach the positive terminal of the battery itself, make an extension lead and connect as shown below. Do NOT connect to anywhere other than the battery terminal itself. It must not go to master switch otherwise voltage drop will almost certainly occur, creating starting issues. The switched ignition wire can be fed through the additional normally closed pins when master switch is on. This means the ECU will be switched off when the master switch is turned off. If the lead won't reach, use an extension lead and join as follows.

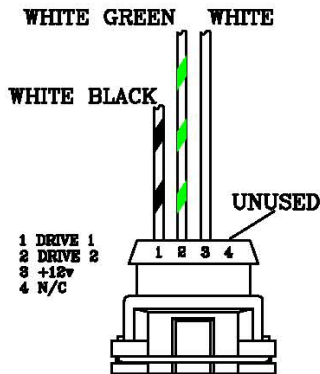
Join ends with nut & bolt and cover with heat shrink



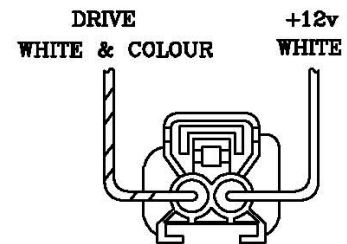
COIL CONNECTOR PIN OUTS



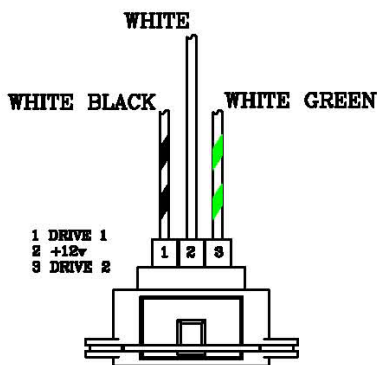
DISTRIBUTOR LESS
BOSCH COIL



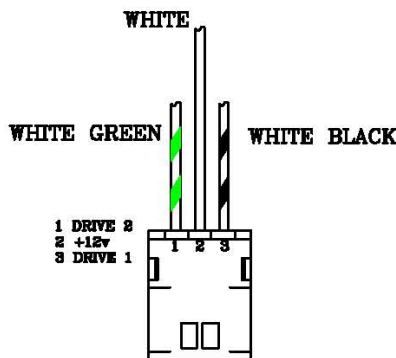
DISTRIBUTOR LESS
SAGEM/VALEO/SIEMENS/LUCAS COIL
PLUS SOME PEUGEOT
COIL ON PLUG SYSTEMS



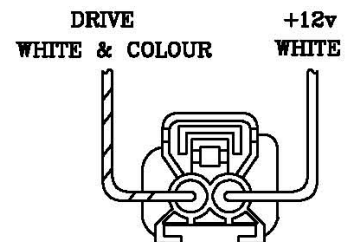
COIL ON PLUG
SUZUKI HYABUSA



DISTRIBUTOR LESS
FORD COIL



DISTRIBUTOR LESS
LATER FORD COIL



COIL ON PLUG
LATER FORD COIL

© GWR MOTORSPORT
COLOURS ARE ONLY APPLICABLE TO
GWR MOTORSPORT MANUFACTURED HARNESS
CHECK INFORMATION BEFORE CONNECTING



SBD Motorsport Ltd
Unit 15, Red Lion Business Park, Red Lion Road, Surbiton, Surrey. KT6 7QD
Tel: 020 8391 0121
Email: sbdmotorsport@btconnect.com
Website: www.sbdev.co.uk



SBDMotorsport



sbdevelopments